

AGRICULTURAL & FORESTRY EQUIPMENT



GRAVEL
DISTRIBUTION




BERTI

Junkkari



TAJFUN

COUNTRY



NORWOOD

RENAUD GRAVEL

MULTIFUNCTION OFFSET & IN-LINE MULCHERS



TA/PS

POWER (hp): 90-200
WORKING WIDTH (cm): 180-250
WEIGHT (kg): 1015-1345
CUTTING Ø (max., cm): 10
RANGE OF MOTION: - 65° à + 90°



TA/S

POWER (hp): 60-110
WORKING WIDTH (cm): 160-220
WEIGHT (kg): 810-1055
CUTTING Ø (max., cm): 7-8
RANGE OF MOTION: - 65° à + 90°



TA/M

POWER (hp): 50-90
WORKING WIDTH (cm): 145-200
WEIGHT (kg): 610-830
CUTTING Ø (max., cm): 4-5
RANGE OF MOTION: - 65° à + 90°



TA

POWER (hp): 60-110
WORKING WIDTH (cm): 160-250
WEIGHT (kg): 780-1110
CUTTING Ø (max., cm): 7-8
RANGE OF MOTION: - 65° à + 90°

TOP-QUALITY COMPONENTS



MANNESMANN

HARDOX®
WEAR PLATE

HYDRAULIC BOOM-MOWER



FB/T 660 - 730

POWER (hp): 100-150

WORKING WIDTH (cm): 120

WEIGHT (kg): 550-780

CUTTING Ø (max., cm): 5 Standard head*

FB/P 500

POWER (hp): 70-140

WORKING WIDTH (cm): 100

WEIGHT (kg): 480-550

CUTTING Ø (max., cm): 5 Standard head*

*Cutting dimensions may vary with optional heads.

More models available for our custom orders programs.

WEED MOWER & INTER-ROW WEEDER AND MULCHER



ECOSPRINT

- Cable weeding between rows
- For cleaning under & in between trees in orchards and vineyards
- Cleaning, disbudding and thinning vines
- Independent hydraulic power unit
- Double pump
- Bio 46 oil tank
- Tractor-side control unit
- Joystick or cable control
- Cat. I and II self-supporting three-point linkage
- Hydraulic adjustment of working angle, height and width



EKR/S

- Front and rear model mulcher with a reversible frame.
- Perfect for bushes, set-aside land, cover crops and undergrowth.

Mulcher to fit front tractor's linkage or reverse-drive tractors, from 50 to 130 HP. Suited to mulch grass, bushes, scrubs and prunings up to Ø 4-5 cm., it is ideal for general clearing of open fields, set aside purposes, and in vineyards.

More models available for our custom orders programs.



HYDRAULIC MULCHING HEAD & FORESTRY MULCHER



MULCHING HEAD FOR EXCAVATORS FROM 2.5 TO 35 TO

ADVANTAGES OF A FORESTRY MULCHER ON AN EXCAVATOR OR SKID-STEER

Using a forestry mulcher on an excavator allows efficient surface processing, reducing working time and operating costs.

Thanks to its ability to access hard-to-reach areas and work on varied terrain, a forestry mulcher mounted on an excavator is ideal for various types of forestry and land management work.

Operating a forestry mulcher from the safe cab of an excavator offers greater protection for the operator, reducing the risk of accidents and improving working conditions.

Mulching capacity from 3 cm to 40 cm diameter.



**Hydraulic mulching head and Forestry mulcher for excavators,
skid-steer loaders and loaders for personal, semi-professional
and professional use!**

NOTE : Contact your local expert advisor to determine the size and type of mulcher best suited to your machinery.

FORESTRY LOGGING WINCHES



SPECIAL FEATURES FOR ALL WINCHES:

- Cab guard
- Chainsaw support
- Ball-turner support
- Lower pulley
- Trailer hitch
- PTO
- Cable with main line, two chain sliders, and two chain chokers
- Storage boxes (except Tajfun 35A)
- Band brake

WIRE ROPE AND ACCESSORIES FOR WINCHES



EGV 35 A

PULLING POWER: 7 700 lbs (3 493 kg)

CABLE LENGTH: Ø 9 mm x 50 m

REQUIRED TRACTOR CAPACITY: 11–25 kW (15–35 hp)

EGV 45 A

PULLING POWER: 9 900 lbs (4 490 kg)

CABLE LENGTH: Ø 10 mm x 60 m

REQUIRED TRACTOR CAPACITY: 15–37 kW (20–50 hp)

EGV 55 A

PULLING POWER: 12 100 lbs (5 489 kg)

CABLE LENGTH: Ø 11 mm x 70 m

REQUIRED TRACTOR CAPACITY: 25–52 kW (35–70 hp)

EGV 65 A

PULLING POWER: 14 500 lbs (6 577 kg)

CABLE LENGTH: Ø 12 mm x 80 m

REQUIRED TRACTOR CAPACITY: 37–66 kW (50–90 hp)

EGV 85 A

PULLING POWER: 18 900 lbs (8 573 kg)

CABLE LENGTH: Ø 13 mm x 90 m

REQUIRED TRACTOR CAPACITY: 52–100 kW (70–135 hp)



Several other models available. Contact us!

REMOTE-CONTROLLED MECHANICAL FORESTRY WINCH



SPECIAL FEATURES FOR ALL REMOTE-CONTROLLED MECHANICAL FORESTRY WINCH:

- Cab guard
- Chainsaw support,
- Log turner support
- Lower pulley
- Trailer hitch
- PTO
- Cable and 2 chain chokers
- 2 remote controls included: wired and wireless



EGV 45 AHK

PULLING POWER: 9 900 lbs (4 490 kg)

CABLE LENGTH: Ø 10 mm x 60 m

REQUIRED TRACTOR CAPACITY: 15–37 kW (20–50 hp)

EGV 55 AHK

PULLING POWER: 12 100 lbs (5 489 kg)

CABLE LENGTH: Ø 11 mm x 70 m

REQUIRED TRACTOR CAPACITY: 25–52 kW (35–70 hp)

EGV 65 AHK

PULLING POWER: 14 500 lbs (6 577 kg)

CABLE LENGTH: Ø 12 mm x 80 m

REQUIRED TRACTOR CAPACITY: 37–66 kW (50–90 hp)

Several other models available. Contact us!

FIREWOOD PROCESSOR



RCA 400 JOY


MAXIMUM DIAMETER OF LOG: 2-16 in (5-40 cm)
 LENGTH OF CUT: 10-20 in (25-50 cm)
 LENGTH OF DISCHARGE CONVEYOR (SWIVEL): 16 ft (5 m)

Joystick & hydraulic control of table and accessories.
 Cutting chain speed (12,000 rpm)

RCA 480 JOY

MAXIMUM DIAMETER OF LOG: 2-19 in (5-48 cm)
 LENGTH OF CUT: 10-20 in (25-50 cm)
 LENGTH OF DISCHARGE CONVEYOR (SWIVEL): 16 ft (5 m)

RCA 400 JOY: 15 ton cylinder with 2 stages
RCA 480 JOY: 25 ton cylinder with 2 stages



Joystick & hydraulic control of table and accessories.
 4, 6 or 8 way axe.
 25 ton cylinder with 2 stages

RCA 500 JOY

MAXIMUM DIAMETER OF LOG: 2-20 in (5-50 cm)
 LENGTH OF CUT LOG: 10-20 in (25-50 cm)
 LENGTH OF DISCHARGE
 CONVEYOR (SWIVEL): 16 ft (5 m)

Only on the RCA 500 JOY: Sawdust extractor and machine parameter screens included.
 Length of discharge conveyor (swivel): 16 ft

Several other models available. Contact us!

HYDRAULIC TRACTOR CRANE



DOT 40 K

MAX. REACH: 23 ft (7 100 mm)

TELESCOPIC BOOM LENGTH: 6 ft (1 800 mm)

NET LIFTING TORQUE: (41 kNm)

CHARGING CAPACITY: 11 000 lbs (5 000 kg)

TRAILER DIMENSIONS: 180 x 80 in (4 535 mm x 2 017 mm)

SLEWING ANGLE: 390°

Truck crane models available on order. Contact us!



WOODCHIPPER



Spécifications	HJ172G	HJ252G
FEED OPENING SIZE	20 cm x 20 cm	26 cm x 26 cm
DIAMETER	74 cm	94 cm
BLADE DISC MASS	106 kg	172 kg
NUMBER OF BLADES, pc*	4	4
REVOLUTIONS	540-1000 r/min	540-1000 r/min
BLADE SETTING	3-20 mm	3-20 mm
MAX. LOG DIAMETER	17 cm	25 cm
CHIPPING CAPACITY	4-8 m ³ /h	7-30 m ³ /h
POWER REQUIREMENT**	40-70 hp	70 hp +
WEIGHT	672 kg	825 kg

SPARE BLADES

D56340141

Fits HJ172 chipper.
Requires 4 pieces for the chipper:
7 3/4 x 4 x 1/2 in
(200 x 100 x 10mm).



D56133172

Fits HJ252 models.
Blade dimensions:
11 x 4 x 1/2 in
(280 x 100 x 10mm).
Holes for mounting bolts are oval.
Requires 4 pieces



Several other models available. Contact us!





SNOWBLOWER



Specifications	1000 SERIE 1048	2000 SERIE 2060	3000 SERIE 3084	4000 SERIE 4096
HP min.	12	20	40	85
HP max	20	35	75	135
CUTTING WIDTH (in)	48	60	84	96
CUTTING HEIGHT (in)	24	26	30	38
UNIT WEIGHT (lbs)	370	520	815	1610
FAN DIAMETER (in)	20	24	26	30
FAN WIDTH (in)	6	7	8	12
NUMBER OF FAN BLADES	4	4	4	5
FAN SHAFT OD (in)	1	1 1/4	1 1/2	2
AUGER DIAMETER (in)	13	13	17	17
AUGER SHAFT (in)	1	1 7/16	1 7/16	1 7/16
AUGER CHAIN	#50	#60	#60H	#80
CHUTE LENGTH (in)	38	44	48	50



Specifications subject to change without notice.

Hydraulic
deflector
cylinder



Mechanical
turner




Hydraulic
turner



Adjustable
skid shoe



Adjustable
poly skid shoe



Electric
turner



Several other models available. Contact us!

PORTABLE SAWMILL



LUMBERMATE LM30

SAWMILL TYPE: Band - Manual
LOG DIAMETER: 76 cm (30 in)
WIDTH OF CUT: 64 cm (25 in)
BOARD WIDTH: 61 cm (24 in)
TABLE LENGTH: 4.8 m (16 ft)
LOG LENGTH MAX.: 3.8 m (12 ft 9 in)



LUMBERPRO HD36V2

SAWMILL TYPE:
 • Band - Manual (standard)
 • Band - Fully Hydraulic (convertible to hydraulic at any time with optional accessories)
LOG DIAMETER: 92 cm (36 in)
WIDTH OF CUT: 79 cm (31 in)
BOARD WIDTH: 76 cm (30 in) [71 cm (28 in) in hydraulic configuration]
TABLE LENGTH : 4.8 m (16 ft)
LOG LENGTH MAX.: 4 m (13 ft)



LUMBERMAX HD38

SAWMILL TYPE:
 • Band - Manual (standard)
 • Band - Fully Hydraulic (convertible to hydraulic at any time with optional accessories)
LOG DIAMETER: 38 in (97 cm)
WIDTH OF CUT: 35 in (89 cm)
BOARD WIDTH : 32 in (81 cm)
 [29 1/2 in (76 cm) in hydraulic configuration]
CUTTING DEPTH: 14 in (36 cm)
TABLE LENGTH: 16 ft (4.8 m)
LOG LENGTH MAX.: 13 ft (4 m)
POWER: 23 hp Briggs & Stratton or 27 hp Honda

Several other models available. Contact us!



BEDDING SPREADER FOR POULTRY FARM



DR-52

- Width 58 in.
- Adjustable height
- Constant spreading by mechanical drive / PTO
- Quick Attach for Kubota GF1800 (included)



ABRASIVE SPREADER



EP-96

- **ROBUST CONSTRUCTION:** 11-gauge steel bucket with removable sieve grid.
- **EFFICIENT CONVEYOR:** 13" self-cleaning chain conveyor
- **HYDRAULIC ACCURACY:** Hydraulic motor-assisted spreading with independent flow control for conveyor and turnstile.
- **SOLID CHASSIS:** Body mounted on a tubular chassis with tandem suspension and axles weighing 3500 lbs each.
- **SAFETY AND DURABILITY:** 8000-lb. hydraulic brake, regulation lighting, rotating beacon, and anti-corrosion treatment with customizable urethane paint.
- **OPTIONAL MOTORISATION :** Gas Engine



HYDRAULIC LOGGING WINCHES



Specifications	RG-34	RG-48
PULLING CAPACITY (EMPTY DRUM)	15 000 lbs (6 700 kg)	20 000 lbs (8 900 kg)
PULLING CAPACITY (FULL DRUM)	5 137 lbs (2 330 kg)	6 753 lbs (3 063 kg)
RECOMMENDED PUMP FLOW	15 to 20 gpm 68 to 90 lpm	20 to 30 gpm 90 to 136 lpm
SPEED (EMPTY DRUM)	31 ft/min (9 m/min.)	34 ft/min (10 m/min.)
SPEED (FULL DRUM)	92 ft/min (28 m/min.)	76 ft/min (23 m/min.)
CABLE (1) CHOKER (2)	3/8 x 150 ft * 3/8 x 5TCC	7/16 x 150 ft * 7/16 x 6T3C
WEIGHT	550 lbs (250 kg)	950 lbs (432 kg)
WIDTH	50 in	60 in
HEIGHT	60 in	80 in



RG-34



RG-48

Calculations are theoretical and based on a pressure of 3,000 PSI.

* All cables are button-pressed.

OPTIONAL EQUIPMENT: External control kit / Wireless remote control kit.

CHAINSAW BENCH



RG-15

Comes with bolts and bracket for chainsaw
Adjustable cutting length
Dismountable and portable



HEAVY DUTY WOOD SPLITTER



Specifications	FGRM 24"
ENGINE	Briggs and Stratton Vanguard® 10.0 HP 305cc
CYLINDER	34 000 lbs splitting force
RUNNING TIME	8 seconds
LARGE WORKING TABLE	30 in x 44 in
OIL TANK	26 gallons (100 liters)
TIRES	5.30 x 12 5 lug rim
WEIGHT	530 lbs (240 kg)



ACCESSORIES



Chain type choker
TCC
To be used with H-12



Chain choker 5/16 x 6
TCA-HD.
To be used with RG6221



Choker type 3 T3C.
To be used with H-632



Main line ring H-12.
Use with chain type
choker TCC



Slider hook RG6221.
Use with chain choker
1/4 x 6 TCA-HD



Nylon choker 4" x 72"
RG2904SN46
Nylon choker 4" x 84"
RG2904SN47



Main choker type 3 H-632.
Use with choker type 3 T3C



Cant hook 30" or 42"



Cant dog 42"



Deviation pulley
RG-DEV



Hydraulic Winch
Head



Lift hook with
interchangeable tip



Log clam 16" to 20"



Skidding cone



Firewood Big Bag



Suprem braided
nylon rope



OFFICIAL SUPPLIER OF GATES
HYDRAULIC COMPONENTS:
Hoses, fittings and hydraulic oil



Several other products
available. Contact us!

Territories served:

Quebec, Ontario and the Maritimes

Berti: Canada East to west Coast.

DEALER | AUTHORIZED PARTNER

Visit www.indgravel.com to find a partner dealer near you.

GRAVEL
DISTRIBUTION

Since 1968, we have been **THE TRUSTED REFERENCE** for over 56 years, providing the best advice, products, and services to meet your needs.

info@indgravel.com | **1 833 889-2794**

Follow us on social media and events:

